



Text on a Circle in Illustrator 9 and 10

[Home](#)

[Vector vs Raster?](#)

[Tips and Tutorials](#)

[Resources](#)

[Northlite Designs](#)

[Photos](#)

[Cards & Prints](#)

[Gallery](#)

[Expression](#)

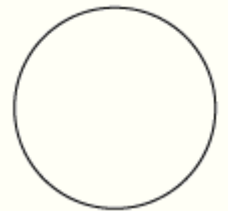
[About Me](#)

[Contact Me](#)


Text on a Path


Everyone wants to know how to get text to go on the top and bottom of a circle in Illustrator. Here's how!

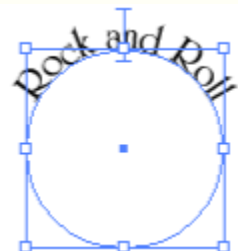
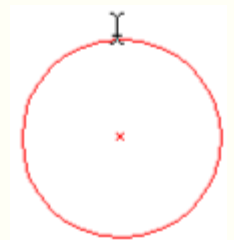
Step 1: Draw a circle.



Step 2: Choose the path text tool from the text flyout.

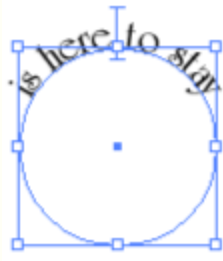


Step 3: In the paragraph palette (**Window > Type > Paragraph** or **control + M**) set the justification to center  and click on the top center of the circle to set the center of the type.



Step 4: Type the top text.

Rock and Roll

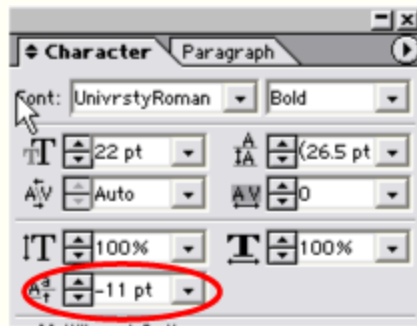
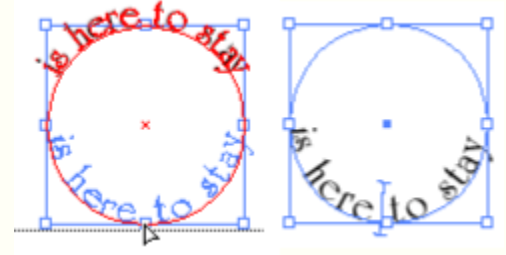


Step 5: Draw a second circle identical to the first. Repeat steps 2 and 3 and then type the text you want to appear on the bottom of the circle.

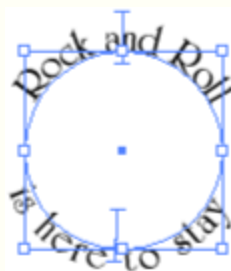
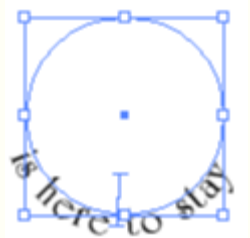
is here to stay



Step 6. Change to the selection tool (black arrow) and grab the I-bar with it and drag it around to the bottom of the circle. This can be tricky! It may take several tries, but it does work!



Step 7: In the Character palette, set the baseline shift to a negative number so the words move outside the circle. Click the down arrow and watch the words as you do to get it in position.



Step 8: Drag the second new circle of text on top of the original one and align them horizontally and vertically using the align palette. Group them.

That's it! See? It is easy!

Rock and Roll
is here to stay

Download this tutorial as a PDF file

(requires Adobe Acrobat Reader to view)

Adobe Acrobat Reader is available as a free download from <http://www.adobe.com>



[Home](#)

[To the top of the page](#)



[Contact Me](#)

Disclaimer: Site Design and all graphics on this site are the property of and copyrighted to Sara Froehlich and Northlite Designs.

June 5, 2002

©2002 Sara Froehlich and Northlite Designs